

# More Funny Faces

## Tracing Fun



# More Funny Faces

## Tracing Fun

By Joan Berger, Karen Braun & Anita Sperling

Illustrated by Harry Trumbore



# SHAMIR

No part of this publication may be reproduced in whole or in part, or stored in a retrieval system, or transmitted in any form or by any means, electronic, mechanical, photocopying, recording, or otherwise, without written permission of the publisher.

For information regarding permission, write to  
Scholastic Inc., 730 Broadway, New York, NY 10003.

ISBN 0-590-43489-6

Copyright © 1990 by Tracing Fun Company.  
All rights reserved. Published by Scholastic Inc.

12 11 10 9 8 7 6

1 2 3 4 5/9

Printed in the U.S.A.

34

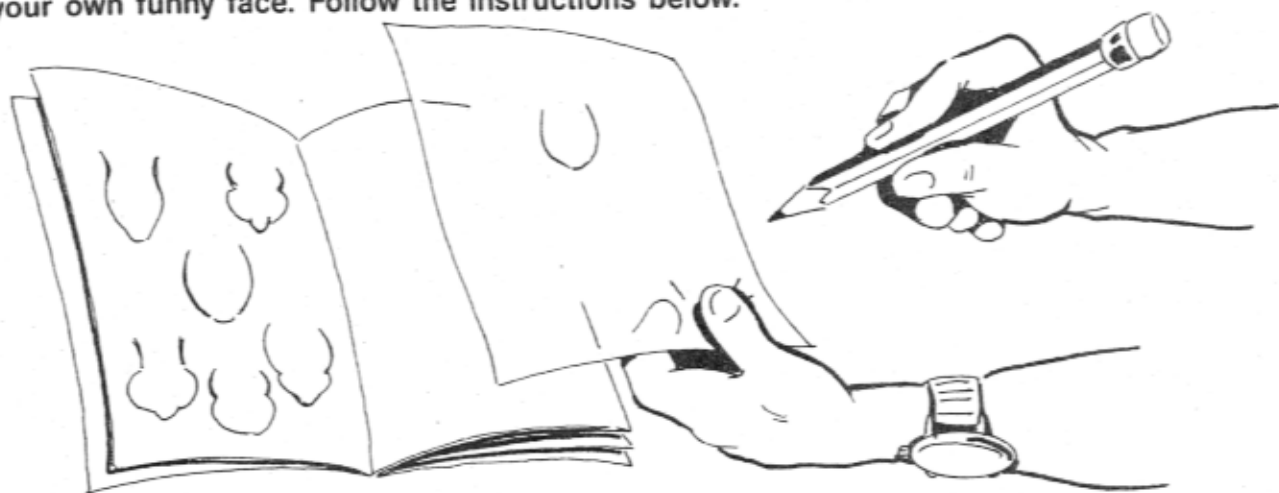
First Scholastic printing, April 1990

**SCHOLASTIC INC.**


New York Toronto London Auckland Sydney

# Instructions


Trace your own funny face. Follow the instructions below.




1. Pick out and trace one of the face shapes on page 4.




2. Add a hairstyle from pages 5-7.



3. Trace in eyes, ears, a nose, and a mouth from the pictures on pages 8 and 25-27.



4. When your face is finished, you can add accessories from pages 28-30.

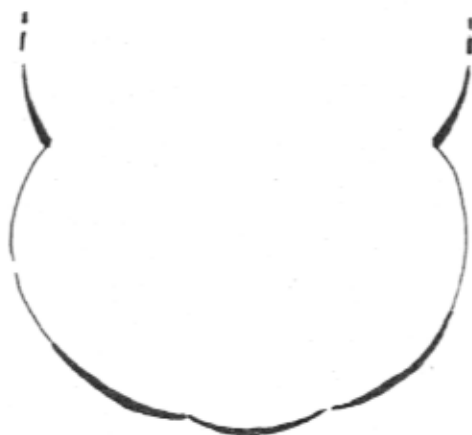
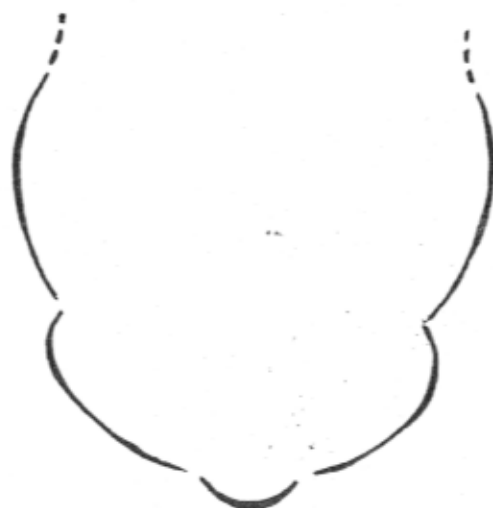
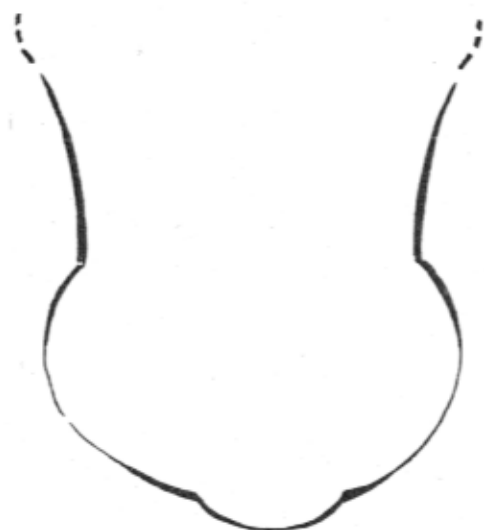
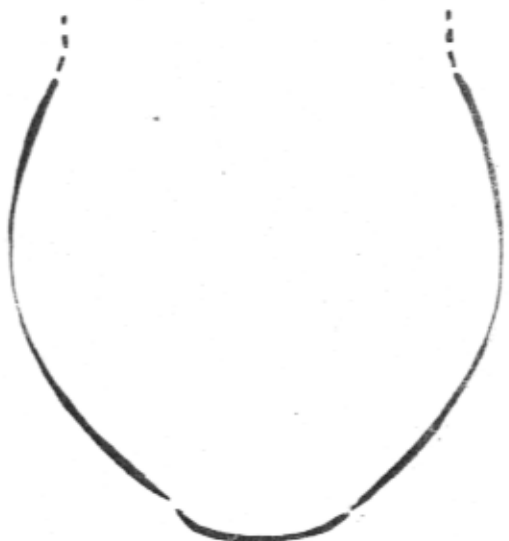
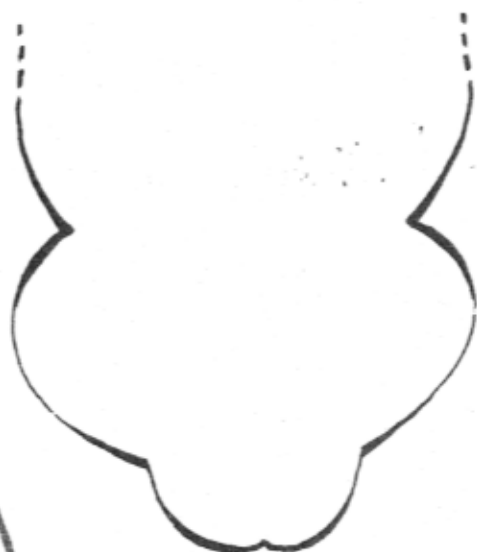
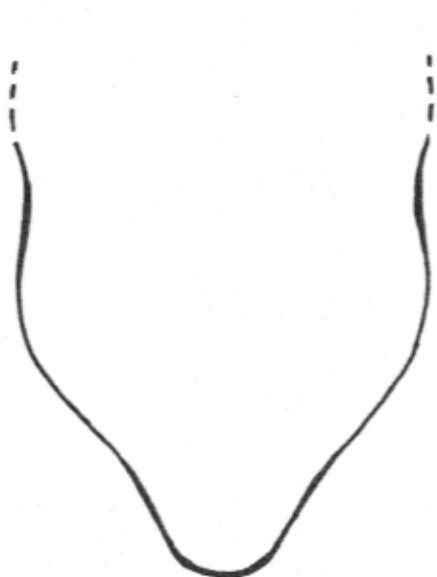


5. Now you can add legs and a body from pages 31-32.



6. How many different people can you make?


# Faces




# Hairstyles



# Hairstyles



# Hairstyles





# Eyes



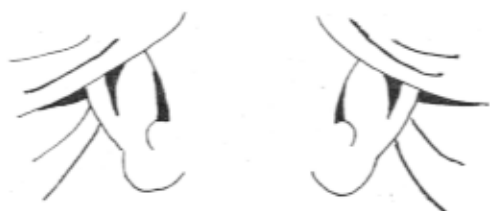
# Noses



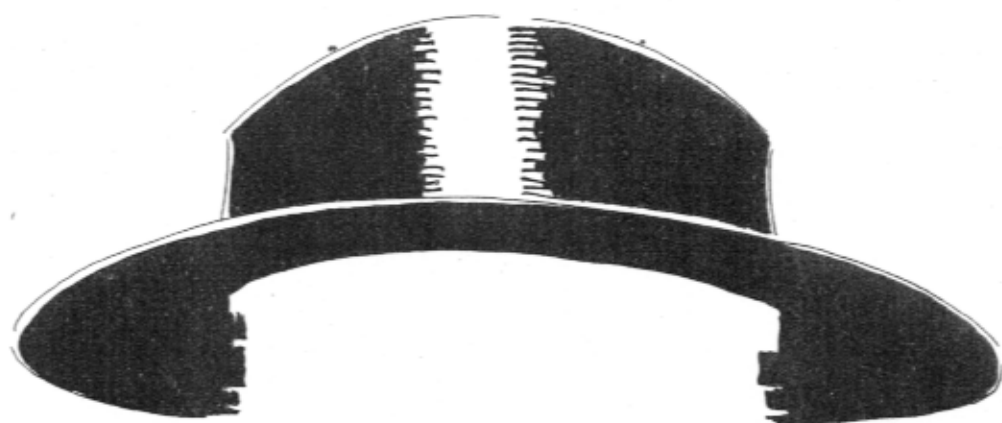


# Mouths



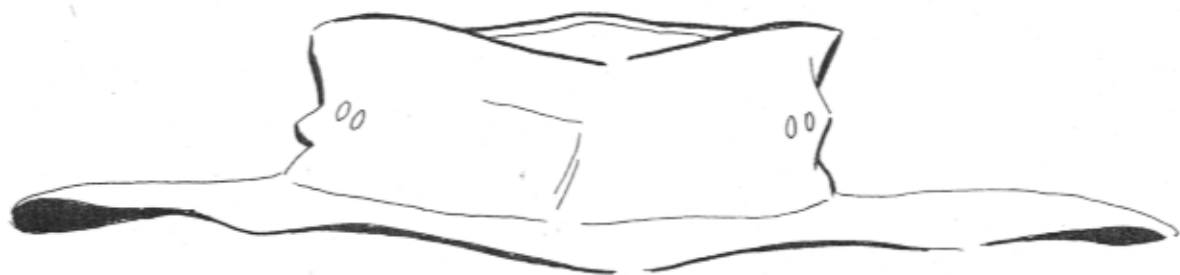
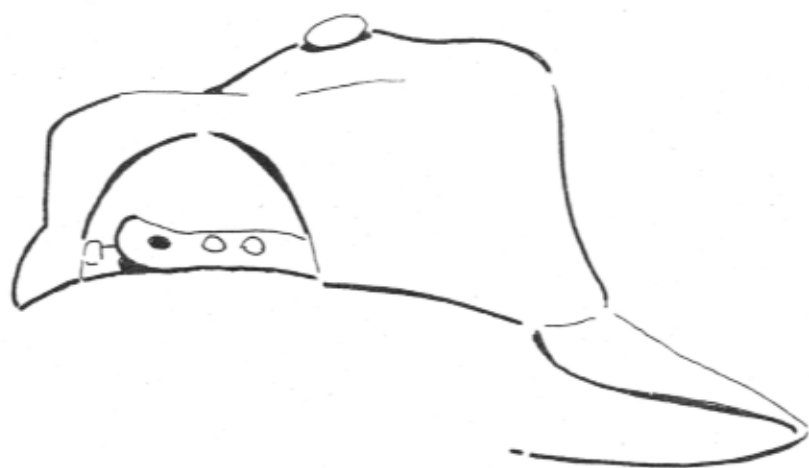
# Ears



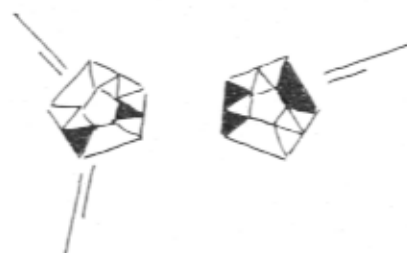
# Hats




# Hats



# Extras



# Legs





# Bodies



Take a funny nose...

Add some funny eyes...

Draw a funny mouth...

**TRACE A FUNNY FACE!**

All you need is a pencil or crayon—  
the tracing paper is in this book.



ISBN 0-590-43489-6

SCHOLASTIC INC